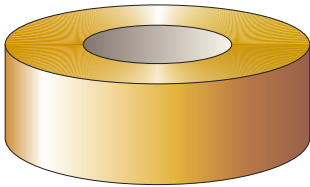


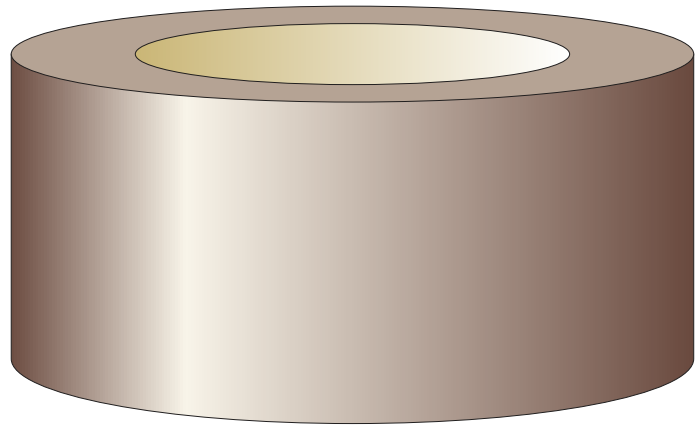


# How to make *Penelope's Telescope*

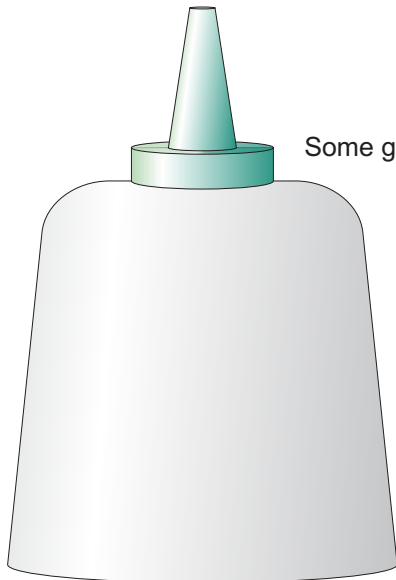
You will need:



Some fancy gold sticky tape  
(the stuff you use for special presents)




Some brown sticky parcel tape



Some glue

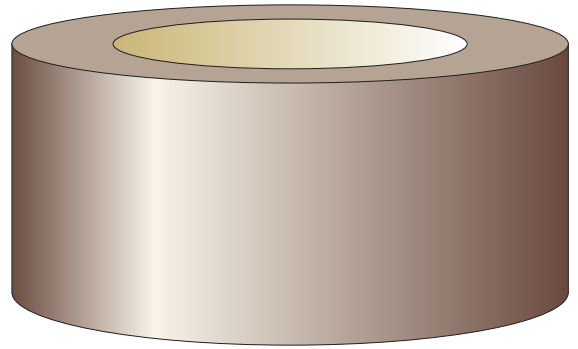


The inside tube from a roll of bathroom tissue  
(or you can cut the inside tube of a roll of kitchen paper in half)



The inside tube from a roll of aluminum foil (or the inside tube from some cling wrap)

*First*

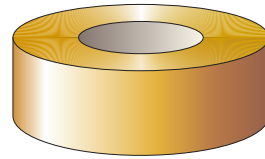


Cover the little tube with the parcel tape.  
You can wrap it around or lengthways - it really doesn't matter. Just do which you find easiest.



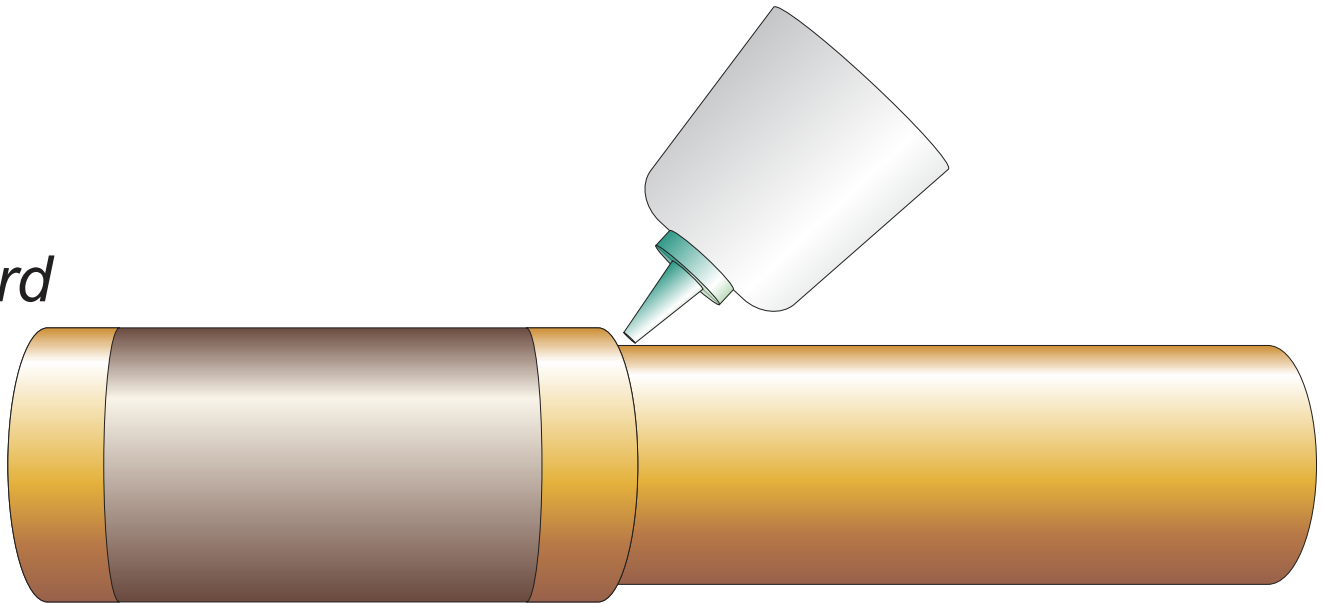
And then do the same with the longer tube using the gold tape

*Second*



Wrap some of the gold tape  
around the ends of the small tube.

*Third*



Glue the long tube inside the short tube.  
(You might have to glue some paper onto the long tube if it fits too loosely inside the short tube.)

**And now you have your own telescope!**